

# BRITISH CARRIAGEDRIVING



## BC Dressage Test Pre-Novice (2008)

This document contains:

Dressage test sheet

Test movement diagram from C (2 pages)

Test movement diagram from A (2 pages)

**PLEASE CONSIDER THE ENVIRONMENT  
ONLY PRINT THE PAGES YOU ACTUALLY NEED**

***This Dressage Test is Copyright © British Carriagedriving***

This test and its associated diagrams is for personal use by British Carriagedriving members.  
It may not be copied, reproduced or sold in any form without permission from  
British Carriage Driving Ltd.

Please contact [email@britishcarriagedriving.co.uk](mailto:email@britishcarriagedriving.co.uk) or telephone +44 (0)845 643 2116

<b>The scale of Marks is as follows:</b>			
10	Excellent	4	Insufficient
9	Very good	3	Fairly bad
8	Good	2	Bad
7	Fairly good	1	Very bad
6	Satisfactory	0	Not performed
5	Sufficient		

## BRITISH CARRIAGEDRIVING DRESSAGE TEST PRE-NOVICE (2008)

Arena: 80m x 40m      Scheduling interval: 10 minutes

Errors of Course, Disobedience and Dismounting of Grooms are penalised as follows:	
1st incident -	5 penalty points
2nd incident -	10 penalty points
3rd incident -	Elimination

**COMPETITOR NUMBER** .....

MOVEMENT		TO BE JUDGED	MARK	REMARKS
1.	A DX CH	Enter at Walk. Working Trot.		Driving in on a straight line. Transition to Working Trot , Rhythm, Bending.
2.	HXF FAK	Change Rein and show a few lengthened strides over X Working Trot.		Impulsion, Regularity, Balance, Transition.
3.	K KE	Circle right 20m diameter. Working Trot.		Accuracy, Rhythm, Balance, Bending.
4.	EX XB	Half circle right 20 m diameter. Half circle left 20m diameter.		Impulsion, Rhythm, accuracy of figure, bending.
5.	BM M	Working Trot. Circle left 20. diameter.		Accuracy, Rhythm, Balance, Bending.
6.	MCS	Working Trot.		Impulsion, Rhythm, Bending.
7.	SF	Walk.		Relaxation, Freedom, Regularity.
8.	FA AC	Working Trot. 3 Loop Serpentine.		Rhythm, Bend.
9.	CM MK	Working Trot. Change the Rein showing a few lengthened strides over X.		Impulsion, Regularity. Balance, Transitions.
10.	KDX	Working Trot.		Straightness, Rhythm.
11.	X	Halt 8 seconds.		Transition to Halt, Immobility.
12.	X XG G	Rein Back 3 – 4 steps. Walk. Halt and Salute. Leave Arena at Working Trot.		Transition to Rein Back, Obedience, Transition to Walk. Immobility at G.
13.		Paces.		Rhythm, Freedom.
14.		Impulsion.		Free forward movement.
15.		Obedience, lightness.		Response to aids, Acceptance of the Bit, willing without resistance. Balance, Bend.
16.		Driver.		Use of aids, handling whip and reins. Position on box seat. Accuracy of figures.

Maximum marks: 160

Co-efficient = 1

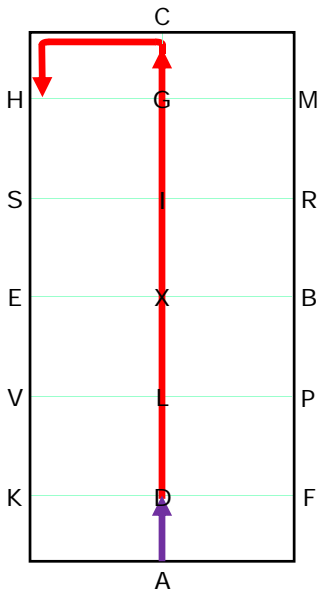
**TOTAL**

Errors of Course, Disobedience and Dismounting of Grooms  
To be marked on the President of the Jury's sheet only

Signature of Judge ..... at ..... **TOTAL**

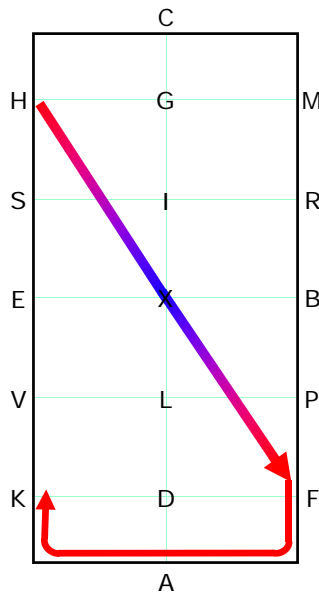
.....  
Signature of President of Jury

**1**



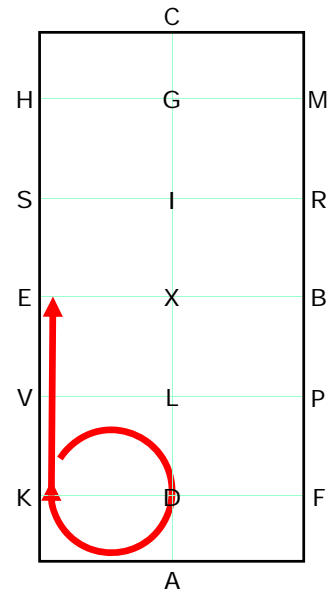
A Enter at Walk  
DX Working trot  
CH

**2**



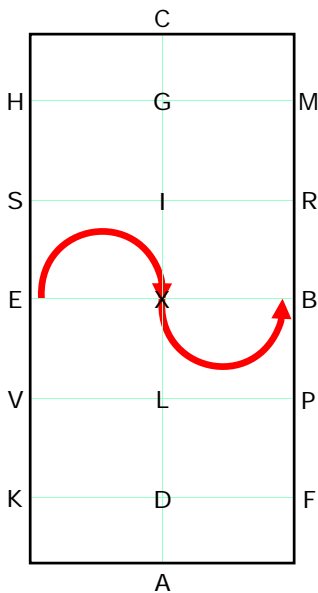
HXF Change rein and show a few lengthened strides over X  
FAK Working trot

**3**



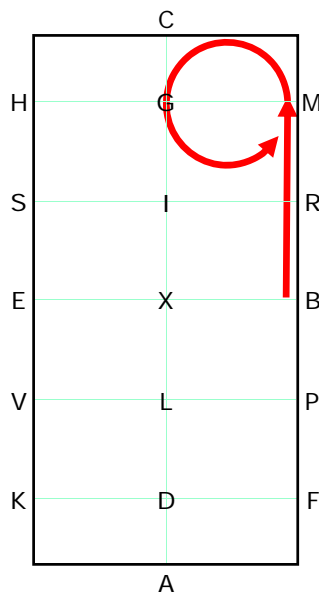
K Circle right 20m diameter  
KE Working trot

**4**



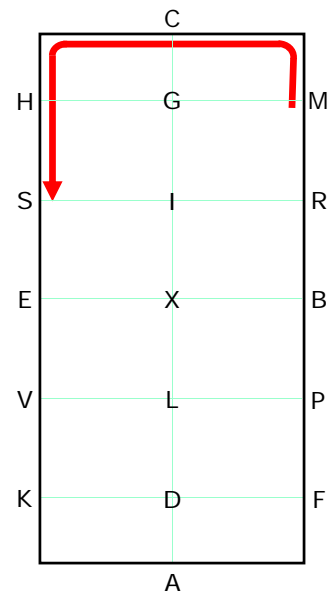
EX Half circle right 20m diameter  
XB Half circle left 20m diameter

**5**



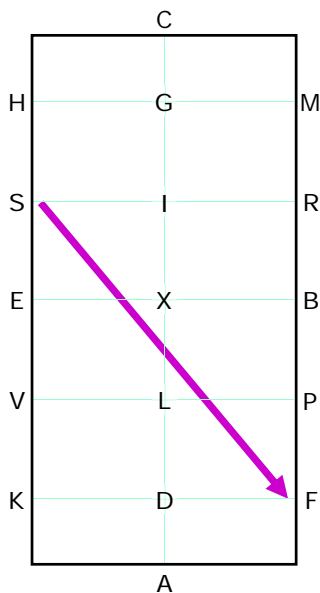
BM Working trot  
M Circle left 20m diameter

**6**



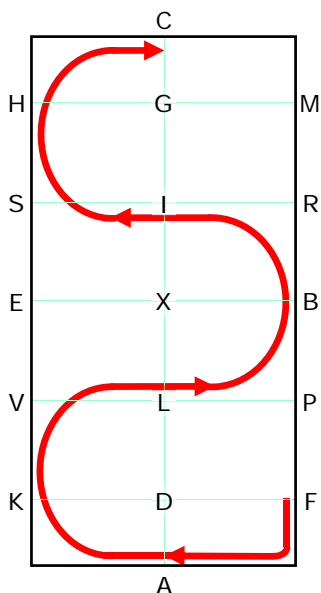
MCS Working trot

**7**



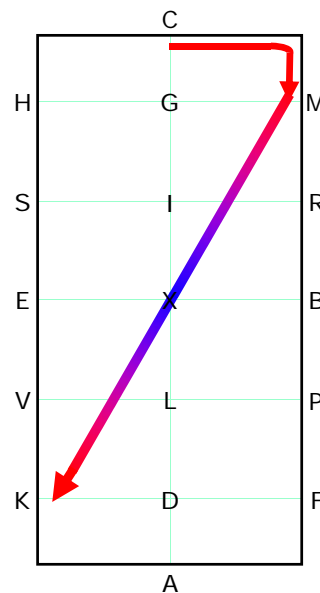
SF Walk

**8**



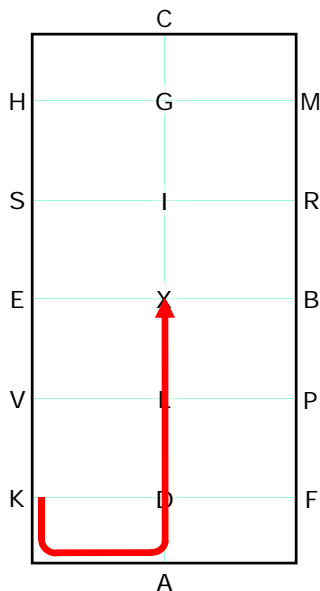
FA Working trot  
AC 3 loop serpentine

**9**



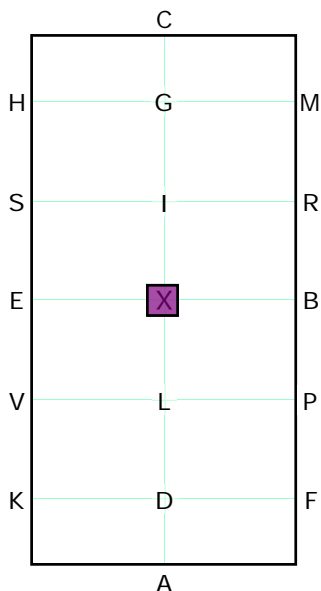
CM Working trot  
MK Change the rein, showing a few lengthened strides over X

**10**



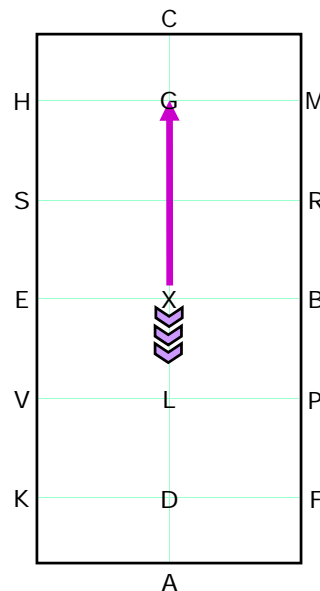
KDX Working trot

**11**



X Halt 8 seconds

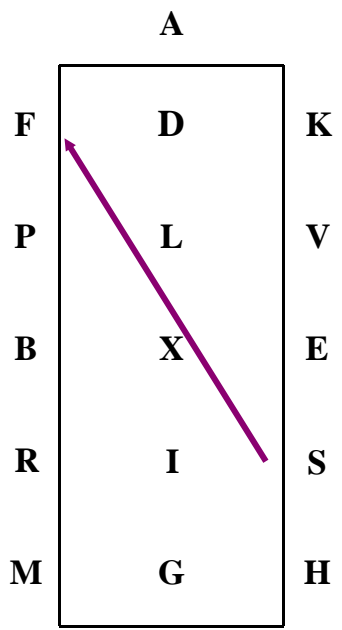
**12**



X Rein back 3-4 steps  
XG Walk  
G Halt and salute  
Leave the arena at working trot

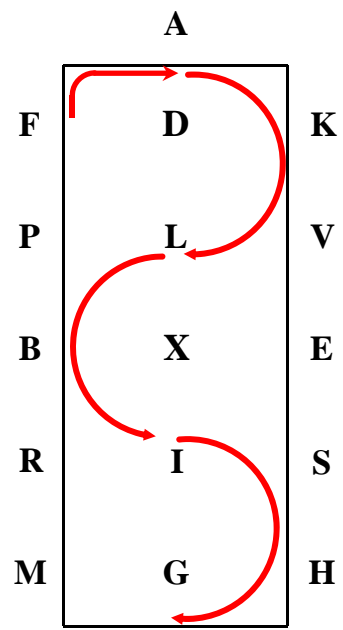
<p><b>1</b></p> <p>A ..... Enter at Walk  <b>DX</b> ... Working Trot.  <b>CH</b></p>	<p><b>2</b></p> <p><b>HXF</b> .... Change rein and show a few lengthened strides over X.  <b>FAK</b>..... Working Trot.</p>	<p><b>3</b></p> <p><b>K</b> .... Circle right 20m diameter.  <b>KE</b>..... Working Trot.</p>
<p><b>4</b></p> <p><b>EX</b> ...Half circle right 20m diameter.  <b>XB</b> ...Half circle left 20 m diameter</p>	<p><b>5</b></p> <p><b>BM</b> ... Working Trot.  <b>M</b> .... Circle left 20m diameter.</p>	<p><b>6</b></p> <p><b>MCS</b> .... Working Trot.</p>

7



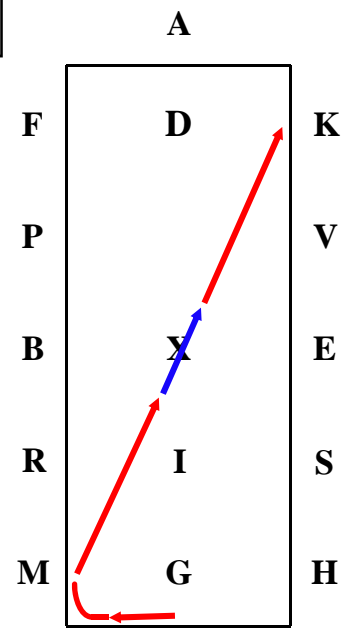
SF .... Walk.

8



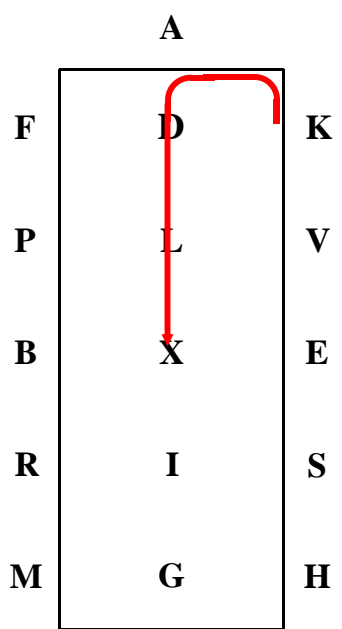
FA .... Working Trot.  
AC...3 Loop Serpentine

9



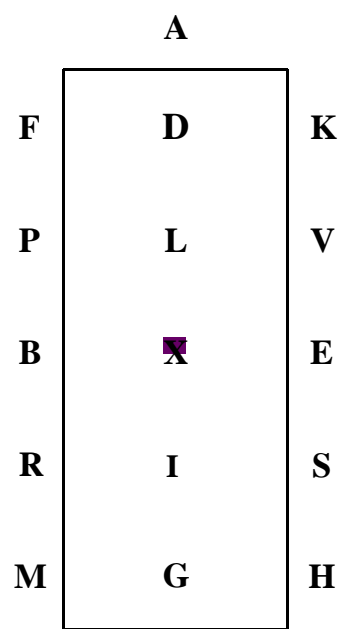
CM ... Working Trot.  
MK.....Change the Rein showing a few lengthened strides over X.

10



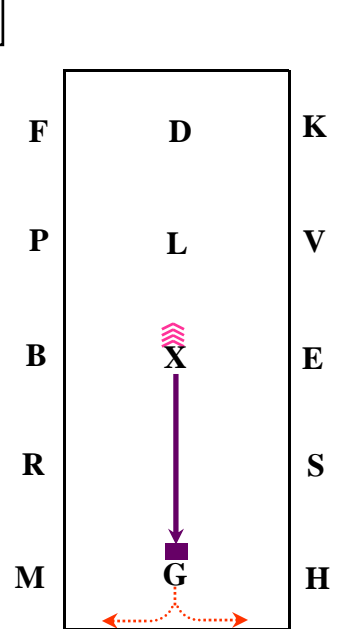
KDX .... Working Trot.

11



X....Halt 8 seconds.

12



X .... Rein Back 3 – 4 Steps.  
XG ... Walk.  
G.....Halt and Salute.  
Leave arena at Working Trot.